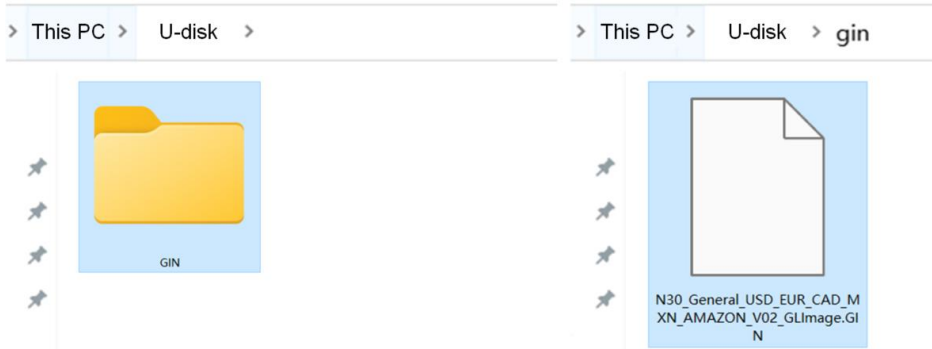


N30 SOFTWARE UPGRADE SOPV1.0

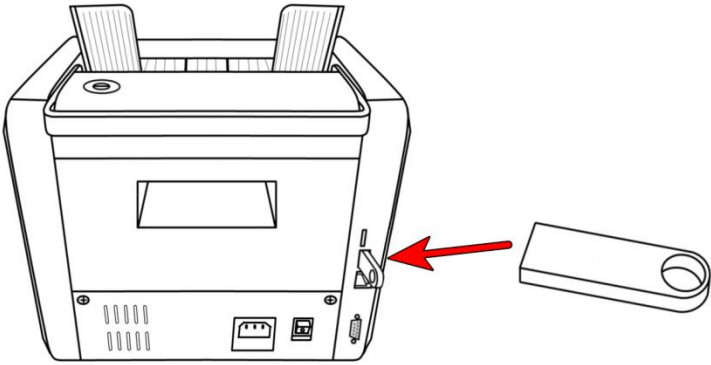
1. Copy the software to usb2.0 stick

Plug in an usb2.0 stick (plz don't use usb3.0) to PC, create a new folder named "gin" in root directory. Copy upgrade software "*****.GIN" to this folder.




2. Software upgrade on machine

1) Turn off power & plug in USB to machine.



2) Turn power on, software be recognized and upgrade starts:



3) After upgrade successful, machine will do self-check, then back to main counting interface & the upgrade done.

